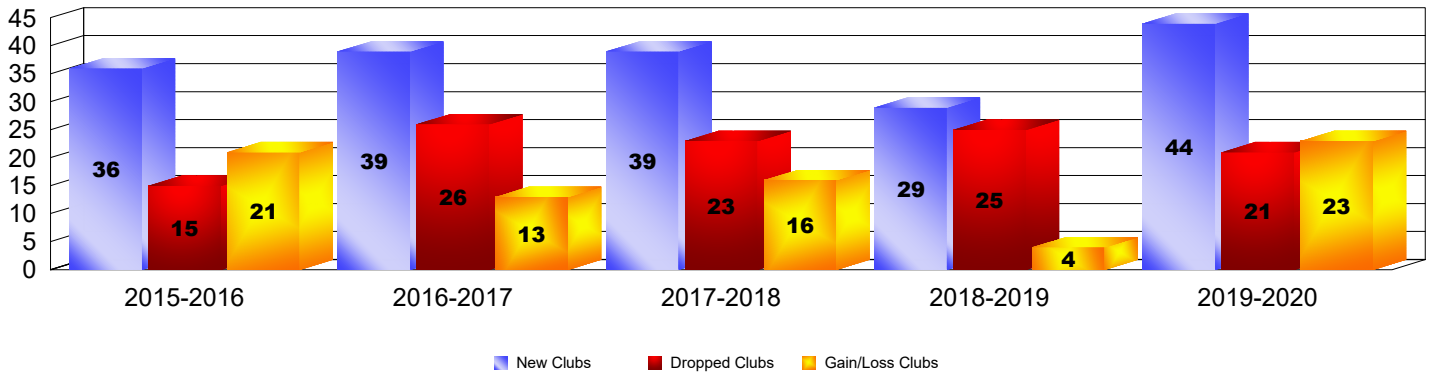


# Multiple District B

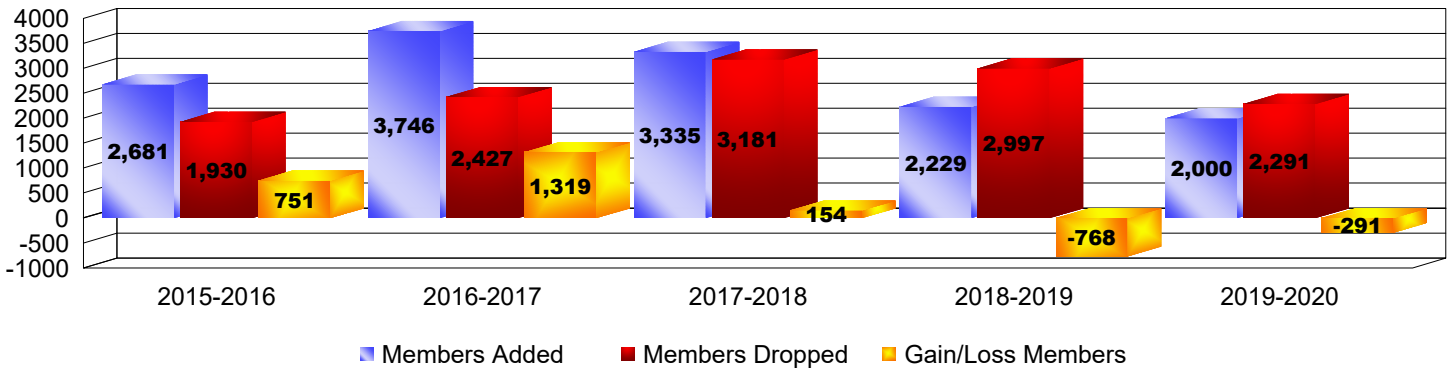
As of June 2020 Cumulative

Year	New Clubs	Dropped Clubs	Gain/Loss Clubs	New Members	Charter Members	Reinstate Members	Transfer Members	Total Member Added	Total Members Dropped	Gain/Loss Members
2015-2016	36	15	21	1,546	991	119	25	2,681	1,930	751
2016-2017	39	26	13	2,536	1,023	166	21	3,746	2,427	1,319
2017-2018	39	23	16	2,003	1,010	224	98	3,335	3,181	154
2018-2019	29	25	4	1,310	750	123	46	2,229	2,997	-768
2019-2020	44	21	23	1,099	683	153	65	2,000	2,291	-291
<b>Average</b>	<b>37</b>	<b>22</b>	<b>15</b>	<b>1,699</b>	<b>891</b>	<b>157</b>	<b>51</b>	<b>2,798</b>	<b>2,565</b>	<b>233</b>


## Clubs



## Members



## Membership Composition June 2020 Cumulative



## Gender Comparison June 2020 Cumulative

